

Home Learning for Week 18: Commencing 25th January, 2021

Year 3

Day	Activities (N.B timings provided are to be used as a guide)
Monday	<p><b><u>8.40-9.00 Thinking Skills- Let's get your mind active</u></b>            What might you find in a tree? Look outside your window to a tree for ideas or back to Mrs Mason's story on Seesaw. Think of parts of the tree, animals but also other things that might become stuck!</p> <p><b><u>9.00-10.00 Maths- Multiplication and Division</u></b>            Learning Objective: Divide with remainders            Please click on the link below to access the white rose video to support your learning.  <a href="https://whiterosemaths.com/homelearning/year-3/spring-week-3-number-multiplication-division/">https://whiterosemaths.com/homelearning/year-3/spring-week-3-number-multiplication-division/</a></p> <p>There is no worksheet today. The video will talk you through the questions to be answered. You will need some paper and pencil to record your work.</p> <p><b><u>10.00-10.15 Break</u></b></p> <p><b><u>10.15 – 11.15 English</u></b>  <b><u>Focus: To develop reading for pleasure through discussion of favourite characters</u></b>            In this lesson, we will develop reading for pleasure through book recommendations and then discuss and describe character traits of our favourite characters.  <a href="https://classroom.thenational.academy/lessons/to-develop-reading-for-pleasure-74w3cr">https://classroom.thenational.academy/lessons/to-develop-reading-for-pleasure-74w3cr</a></p>

**11.15 -11.30 Word of the day**

**Word of the Day:** Crew

**What do you think it means?**

**Definition:** Find out what the definition and write it down

**Synonym:** Find a word or phrase that means exactly or nearly the same as another word or phrase in the same language, for example *shut* is a synonym of *close*.

**Antonym:** Find a word opposite in meaning to another (e.g. bad and good ).

**My Sentence:** Write a sentence using the word of the day

**11.30 – 11.45 Drop Everything and Read**

Listen to your child read and let them discuss what they have read. Encourage them to read with expression and intonation.

Following this, ask your child to summarise the events from the chapter. They could bullet point what happened, create a comic strip or present the information in their own creative way. Encourage your child to note down any unfamiliar words from the chapter they have read. Explore the meanings of these words by using a dictionary or reading around the sentence.

**11.45-12.45 Lunch**

**12.45 – 1.00 Watch Newsround**

Watch Newsround and discuss what is happening in the wider world. Click on the link below.

<https://www.bbc.co.uk/newsround>

**1.00-2.00 PSHCE**

**Learning Objective: Understand how to break down the steps needed to achieve a goal**

We would like children to recap on their goals and aspirations considered during the previous PSHCE task. Do they know what they will have to do in order to achieve their goal(s)? Will they need to study certain subjects in school and maybe go to university? Will they learn skills from someone they know; keep themselves healthy and fit; exercise or practise a lot? Children should use the mountain resource to create a main goal and complete the actions they must take to try to reach this ultimate goal. For example, to be a footballer, they would include steps of daily training, keeping healthy and eating the right foods in order to avoid injury, joining a club and playing regular matches.

2:00 – 3:00: Seesaw (Upload work, write to your teacher)

Tuesday

**8.40-9.00 Thinking Skills - Let's get your mind active**

What can you turn a triangle in to? Draw a few triangles and use them as a base of a doodle.

**9.00-10.00 Maths Multiplication and Division**

Learning Objective: Divide 2- digits by 1- digits (3)

Please click on the link below to access the white rose video to support your learning.

<https://whiterosemaths.com/homelearning/year-3/spring-week-3-number-multiplication-division/>

The work sheet and answers to accompany this lesson can be found on the school website. See the link below to access these

<https://www.westdalejuniors.co.uk/page.php?d=learning&p=maths>

### **10.00-10.15 Break**

#### **English 10.15-11.15**

Objective: To explore word classes

In this lesson, we will explore the four word classes of nouns, adjectives, verbs and adverbs. We will consider their purpose and impact in writing and practise using them in our writing.

<https://classroom.thenational.academy/lessons/to-explore-word-classes-61gp6t>

### **11.15 -11.30 Word of the day**

**Word of the Day:** Pause

**What do you think it means?**

**Definition:** Find out what the definition and write it down

**Synonym:** Find a word or phrase that means exactly or nearly the same as another word or phrase in the same language, for example *shut* is a synonym of *close*.

**Antonym:** Find a word opposite in meaning to another (e.g. bad and good).

**My Sentence:**

### **11.30- 11.45 Drop Everything and Read**

Listen to your child read and let them discuss what they have read. Encourage them to read with expression and intonation.

Following this, ask your child to summarise the events from the chapter. They could bullet point what happened, create a comic strip or present the information in their own creative way. Encourage your child to note down any unfamiliar words from the chapter they have read. Explore the meanings of these words by using a dictionary or reading around the sentence.

### **11.45 – 12.45 Lunch**

#### **12.45 – 1.00 Watch Newsround**

Watch Newsround and discuss what is happening in the wider world. Click on the link below.

<https://www.bbc.co.uk/newsround>

### **1:00– 2.00 Geography**

#### **WALT: Locate facts about Chile and create a fact file.**

We would like you to do some research about Chile and create a fact file. To focus your research, we have provided you with some subheadings:

Capital city

Population (How many people)

Area (km<sup>2</sup> How much land)

Language

Currency (Name of money unit)

National day (Independence from Spain)

President's name

Other facts

<https://kidskonnnect.com/places/chile/>

<https://www.kids-world-travel-guide.com/chile-facts.html>

<http://www.sciencekids.co.nz/sciencefacts/countries/chile.html>

The above websites are useful to get you started.

The blank factfile can be found on the Year 3 Learning project page. You can complete this on computer, or it can be handwritten. You decide how you would like to set it out. We have provided an example of a Factfile for India (see below).

**India – Fact file**

**People of India**

Population - \_\_\_\_\_


Currency - \_\_\_\_\_

Languages - \_\_\_\_\_

Capital city - \_\_\_\_\_

Population of capital - \_\_\_\_\_

**Agriculture plays a large part in the economy.**



**Industry in India**


\_\_\_\_\_

\_\_\_\_\_

\_\_\_\_\_

**The flag of India**

**Where is India in Asia?**



**Geography of India**

Neighbouring countries

\_\_\_\_\_

\_\_\_\_\_

Neighbouring ocean

\_\_\_\_\_


Tallest mountain

\_\_\_\_\_

Longest river

\_\_\_\_\_

**Beautiful sunsets make tourism increasingly important.**



Information to complete this activity can be found at: [www.knowledge.co.uk/teaching-of-india/0796](http://www.knowledge.co.uk/teaching-of-india/0796)

2:00 – 3:00: Seesaw (Upload work, write to your teacher)

Wednes  
day

**8.40-9.00 Thinking Skills - Let's get your mind active**

The answer is 17 balloons. What could the question have been? Write a few!

### **9.00 -10.00 Maths Multiplication and Division**

Learning Objective: Scaling

Please click on the link below to access the white rose video to support your learning.

<https://whiterosemaths.com/homelearning/year-3/spring-week-3-number-multiplication-division/>

The work sheet and answers to accompany this lesson can be found on the school website. See the link below to access these

<https://www.westdalejuniors.co.uk/page.php?d=learning&p=maths>

### **10.00-10.15 Break**

### **10.15 – 11.15 English Reading Comprehension**

Learning objective: To answer questions on a text

In this lesson, we will answer questions exploring the next part of the text.

<https://classroom.thenational.academy/lessons/to-answer-questions-on-a-text-61k66r>

### **11.15 – 11.30 Word of the day**

**Word of the Day:** limit

**What do you think it means?**

**Definition:** Find out what the definition and write it down

**Synonym:** Find a word or phrase that means exactly or nearly the same as another word or phrase in the same language, for example *shut* is a synonym of *close*.

**Antonym:** Find a word opposite in meaning to another (e.g. bad and good ).

**My Sentence:**

### **11.30 – 11.45 Drop Everything and Read (15 minutes)**

We would like to develop your reading stamina and read for 10 minutes. Discuss with your parents/carers what you have read.

### **11.45 – 12.45 Lunch**

### **12.45 – 1.00 Watch Newsround**

Watch Newsround and discuss what is happening in the wider world. Click on the link below.

<https://www.bbc.co.uk/newsround>

### **1:00– 2.00 RE**

Learning objective: to understand the importance of prayer to Christians

Have a think about the use of prayer in Christianity. It can happen at church, but also at home in Christian families. Alone and in groups, prayer is encouraged by Christians, regardless of the location. Do you know why people sometimes bow down to pray or make symbols in the air? Watch this clip and see if you can find out more:

<https://www.bbc.co.uk/teach/class-clips-video/religious-studies-ks2-christian-prayer/zbiv92p>

Have a look at the Lord's prayer on the Church of England website and try to discover what the words mean:

<https://www.churchofengland.org/our-faith/what-we-believe/lords-prayer>

You could draw images or write simple explanations, based on anything you find or work out, including unfamiliar vocab. This is an open-ended task and any research that takes place will vary dependent on the prior knowledge and beliefs of each child, along with their interests and literacy skills.

**2:00 – 3:00: Seesaw (Upload work, write to your teacher)**

Thursday

**8.40-9.00 Thinking Skills - Let's get your mind active**

If all the colours in the world were taken away apart from one, which colour would you keep and why?

**9.00-10.00 Maths Multiplication and Division**

Learning Objective: How many ways?

Please click on the link below to access the white rose video to support your learning.

<https://whiterosemaths.com/homelearning/year-3/spring-week-3-number-multiplication-division/>

The work sheet and answers to accompany this lesson can be found on the school website. See the link below to access these

<https://www.westdalejuniors.co.uk/page.php?d=learning&p=maths>

**10.00-10.15 Break**

**10.15-11.15 English**

**We are starting a new unit today. This unit will last a few weeks. We will be learning all about non –chronological report writing.**

Focus: To identify features of a non-chronological report

In this lesson, we will identify features of a non-chronological report

Click on the link for the first lesson.

<https://classroom.thenational.academy/lessons/to-identify-features-of-a-non-chronological-report-ctjk8c>

**11.15 -11.30 Word of the day**

Word of the Day: brief

What do you think it means?

**Definition:** Find out what the definition and write it down

**Synonym:** Find a word or phrase that means exactly or nearly the same as another word or phrase in the same language, for example *shut* is a synonym of *close*.

**Antonym:** Find a word opposite in meaning to another (e.g. bad and good).

**My Sentence:**

### **11.30 -11.45 Drop Everything and Read**

Listen to your child read and let them discuss what they have read. Encourage them to read with expression and intonation.

Following this, ask your child to summarise the events from the chapter. They could bullet point what happened, create a comic strip or present the information in their own creative way. Encourage your child to note down any unfamiliar words from the chapter they have read. Explore the meanings of these words by using a dictionary or reading around the sentence.

### **11.45 -12.45 Lunch**

### **12.45 – 1.00 Watch Newsround**

Watch Newsround and discuss what is happening in the wider world. Click on the link below.

<https://www.bbc.co.uk/newsround>

### **1:00-2:00 PE**

In this lesson, we are building on last weeks lesson on ball control. We would like you to watch the variety of different drills on the video link below. While you are watching the video, have a go at making notes of all the different activities. You can then take your notes into the garden or onto the park to complete these drills. <https://www.youtube.com/watch?v=NnPICP4McDE>

Warm up:

Run on the spot for 30 seconds

15 seconds break

Star jumps for 30 seconds

15 seconds break

Sit ups for 30 seconds

15 seconds break

Repeat the activities above.

### **2:00 – 3:00: Seesaw (Upload work, write to your teacher)**

Friday

### **8.40 – 9.00 Thinking Skills - let's get your mind active**

What would you eat if you had no teeth?



### **9.00 – 10.00 Maths - Times Tables Rock stars**

**Click on the link below and log in to times tables rock stars. Explore the website and challenge yourself to learn your times tables.**

<https://play.trockstars.com/>

Please be in touch with school if your child hasn't got their log in details.

### **10.00-10.15 Break**

### **10.15-11.15 English**

Focus: To revise compound sentences

In this lesson, we will revise simple sentences and then explore compound sentences. These types of sentences will be useful when we are writing out non chronological report.

<https://classroom.thenational.academy/lessons/to-revise-compound-sentences-c4t3jd>

### **11.15 – 11.30 Spelling**

Choose six words from your spelling wall and practise the look, read, copy, cover approach. Can you remember them all? Can you say or sing the letters for each word? Try to write any tricky ones a few times, maybe in different mediums like felt-tips with different colours, or flour on a baking mat. You will be tested on these next Friday so check you can remember them throughout the following week. If you don't have your spelling wall, practise these 6 words: weight, various, surprise, through, thought, though.

### **11.30 -11.45 Drop Everything and Read**

Listen to your child read and let them discuss what they have read. Encourage them to read with expression and intonation.

Following this, ask your child to summarise the events from the chapter. They could bullet point what happened, create a comic strip or present the information in their own creative way. Encourage your child to note down any unfamiliar words from the chapter they have read. Explore the meanings of these words by using a dictionary or reading around the sentence.

### **12.45 – 1.00 Watch Newsround**

Watch Newsround and discuss what is happening in the wider world. Click on the link below.

<https://www.bbc.co.uk/newsround>

### **1:00-2:00 ICT**

In this lesson, we would like you to practise your word processing skills that we started to learn before the Christmas holidays. Can you open a word document and write a few sentences about yourself such as your likes and hobbies. Change the font size and type. Can you underline the title and maybe change it to bold? Can you save the document in a folder that you create with your ICT work inside? An adult will probably need to help your with this. If you don't have word, use a different word processing program to practise these skills.

	2:00 – 3:00: Seesaw (Upload work, write to your teacher)
--	----------------------------------------------------------